

Community Safety Partnership

PERFORMANCE REPORT

Subject: Community Safety Partnership Performance Report

Date: Wednesday 28 March 2018

Authors: Daniel James

Contact: 0208 227 5040

Job titles: Senior Intelligence and Analysis Officer

Sponsors Jonathan Toy, Operational Director Enforcement Services

Security:]UNRESTRICTED]

1. Introduction

- 1.1 This briefing report provides the Community Safety Partnership with an overview of performance across the key performance indicators for Crime and Disorder, at January 2018. The report aims to highlight those indicators that:
- Are of particular concern due to poor performance;
 - Deserve attention due to particularly strong performance; or
 - Have changed significantly since previous reports.
- 1.2 Members of the Community Safety Partnership are invited to raise any further issues or to request additional information on any of the indicators not provided in detail in this report.

Executive Summary:

Good performance using financial year to date figures to January 2018

- Criminal Damage is down 5.1% (down 81 offences).
- ASB is down 6.5% (down 363 calls to Police).
- The number of reoffences per reoffenders for Barking and Dagenham is lower than the London and England and Wales averages.

Areas for improvement using financial year to date figures to January 2018












- Burglary is up 26% (up 273 offences)
- Serious Youth Violence is up 12% (up 23 victims)
- Knife crime is up 57% (up 103 offences)
- Repeat referrals to MARAC is 17.9% below the 28% to 40% recommended by Safelives





Indicators for monitoring:

- Hate Crime is up (see individual strands for breakdown. December 2017 is the latest publicly available).
- Domestic Abuse is up 7.4% (up 149 offences)
- Sexual Offences is up 0.8% (up 3 offences)

2. Overall performance summary using Financial Year To Date figures to January 2018

2.1 Please note: A number of key performance indicators are being developed by MOPAC and the local authority for 2017/18 and beyond. At the time of writing this report they were still in development but will be included in future reports.

Safer Borough Community Safety Partnership Sub Group					
Indicator		Performance RAG Rating		% change across London (MPS)	One page summary report on page
1a	Violence With Injury with a particular focus on Serious Youth Violence (for SYV see KPI 9)		1785, no change 0% (down 6 offences)	Up 2.6%	Appendix 1
1b	Non Domestic Abuse Violence With Injury with a particular focus on Serious Youth Violence (For SYV see KPI 9)		1118, down 2% (down 24 offences)	Up 2.7%	Appendix 1
2	Burglary (both residential and non residential)		1319, up 26.1% (up 273 offences)	Up 13.0%	Appendix 1
3	Criminal Damage		1497, down 5.1% (down 81 offences)	Down 2.1%	Appendix 1
4	The number of calls to the police reporting ASB (particularly in Barking Town Centre and other Shopping parades across the borough)		5196, down 6.5% (down 363 calls)	Down 9.0%	Appendix 1
5	Reduce the number of arson incidents (all deliberate fires) reported to the Fire Service		117, -16% (down 23 incidents)	NA	NA
Children and Young People Community Safety Partnership Sub Group					
Indicator		Performance RAG Rating		% change across London (MPS)	One page summary report on page
6	Reduce the number of First Time Entrants into the Criminal Justice System		Down 2 to 140 compared to 1 yr ago (Rate now 594 per 100,000 10-17 yr olds)	Rate 403 per 100,000 10 - 17 yr olds	Appendix 1
7	Reduce the number of Knife Crimes by volume and numbers of repeat victims		379 knife crime offences, up 49% (+255 offences)	Up 23.7%	Appendix 1
8	Reduce the levels of Serious Youth Violence by volume and repeat victims		216 victims, Up 12% (up 23 victims)	Up 15.5%	Appendix 1
9	Reduce the number of young victims of crime	In development			
Managing Offenders Community Safety Partnership Sub Group					
Indicator		Performance RAG Rating		% change across London (MPS)	One page summary report on page
10	Reduce the number of gun crime including discharges		57 gun crime offences No change 0% (0 offences)	Down 5.5%	Appendix 1
11	Reduce reoffending (adults and juveniles)		31.1% (Change in methodology)	London = 29.3%, England and Wales = 29.6%	Appendix 1

12	Reduce offending on bail	In development			
13	Reduce rates of attrition	In development			
14	Increase number of offenders proceeded against	In development			
Hate, Extremism and Intolerance Community Safety Partnership Sub Group					
Indicator		Performance RAG Rating		% change across London (MPS)	One page summary report on page
15	Encourage more victims of hate crime to come forward and report		Up, see summary sheet for strands	Up see summary sheet	Appendix 1
16	Reduce the levels of repeat victimisation	In development			
17	Reduce the rates of attrition in cases of Hate Crime as they progress through the criminal justice process	In development			
18	Improve the level of satisfaction of victims of hate crime with the service they receive with the police and criminal justice service	In development			
Violence Against Women and Girls Community Safety Partnership Sub Group					
Indicator		Performance RAG Rating		% change across London (MPS)	One page summary report on page
19	Encourage more victims of domestic abuse to come forward and reduce the number of repeat victims		2174 DA offences reported, up 7.4% (+ 149 offences)	Up 5.6%	Appendix 1
20	MARAC: Number of repeat referrals		17.9%	22% at 2016/17 end of year	Appendix 1
21	Encourage more victims of sexual abuse to come forward and reduce the number of repeat victims		397 Sexual offences reported, up 0.8% (up 3 offences)	Up 12.1%	Appendix 1
22	Work with the Criminal Justice Service to reduce the rates of attrition in cases of violence against women and girls as they progress through the criminal justice process	In development			

1. Areas for Improvement

Total Burglary (885 offences, up 28%)

Activity to address burglary includes:

- 1.1 In response to the rise in burglary and robbery on the BCU the Police have launched an initiative. The Burglary and Robbery initiative includes a new unit and is staffed by 2 Sergeants and 16 Constables, they operate out of Fresh Wharf Station and provide coverage from 8am until 8pm Mon to Fri between 10:00am and 6:00pm at the weekends.
- 1.2 The unit will investigate all crimes of Robbery and Burglary where there has been a forensic identification.
- 1.3 The Unit will also investigate the following:

Robbery:
 1. Any Linked series.
 2. Any offence where a weapon has been used seen or intimated.
 3. Any offence where 2 or more suspects have taken an active part in the offence.
 4. Any offence with a named suspect.
 5. Any offence with a realistic line of enquiry which could lead to the identification of suspects.
 6. Any other offences which the CID DI believes should be investigated by the unit.
Burglary:
 1. Any Linked series.
 2. Any artifice offence.
 3. Any offence with a named suspect.
 4. Any offence with a realistic line of enquiry which could lead to the identification of suspects.
 5. Any other offences which the CID DI believes should be investigated by the unit.
- 1.4 It is anticipated that proactive work will be undertaken especially on linked series offences and in order to try and locate and arrest suspects who are currently wanted for Robbery and Burglary. The police see this as a positive step to reducing the current increase trend that will also improve victim care and positive outcomes.

Serious Youth Violence in financial year to date at October 2017 (Up 12% up 23 victims):

- 1.5 Please note that Serious Youth Violence counts the number of victims, not the number of incidents.
- 1.6 The London Crime Prevention Fund (LCPF) is a four-year fund with a value of over £70 million to enable local areas to prevent crime, reduce reoffending and support safer communities. Barking and Dagenham has received an uplift of £241k, amounting to a total of £644k for 2017/18. In year two, the LCPF budget is allocated between direct borough funding (70%) and funding for co-commissioned services (30%).

- 1.7 In recognition of the importance of tackling the issue of youth violence a substantial amount of the LCPF is proposed to be allocated to the area of keeping children and young people safe. In total the funding proposed to be spent in this area totals 268,000 (42% of the total funding).
- 1.8 The specific work streams which have been proposed under this funding are:
- Expansion of the trial of high level mentoring support – Those identified as high risk of involvement in violence, gang involvement or resettling back into the community after a custodial sentence.
 - Out of Court Disposal – Supporting the delivery of Out of Court Disposals work in a bid to work with young people at an earlier stage to avoid entry into the criminal justice system.
 - Diversionary Activity – This will be a range of activities that focus on engaging young people in positive activities such as dance, drama, music and sport.
 - Youth Risk Matrix – Create and maintain a matrix that identifies the most at risk young people through schools, police, youth service and Youth Offending Service (YOS).
 - Full Time Support Workers – This is early intervention of young people identified through the Youth Risk matrix. Support workers will work within schools and partner agencies to provide one to one mentoring. They will also support the Young people ward panel meetings encouraging engagement with police and the Council, giving young people a voice in their community.

MARAC Repeat Referrals: Currently at 17.9% outside of the 28% to 40% range expected by Safelives

- 1.9 Domestic abuse is rarely a one-off incident. It can take very many incidents before someone comes forward for assistance. This is why it is critical that all professionals need to ensure domestic abuse is recognised, reported and victims offered the necessary support – the point at which they come forward for help is an important chance to provide prompt assistance. Once intervention by Police or a Domestic Violence Advocate begins, again incidents can continue to occur and it may be some time before the victim decides to end the relationship, or some other resolution is achieved through the support offered.
- 1.10 Where victims are at high risk, their case will be considered by the MARAC. This means that MARAC cases are typically those with many previous incidents that are escalating in severity.
- 1.11 There is no ready way to set a single target for repeat incidents of domestic violence in any context. Whilst we may expect MARAC to reduce repeat incidents, equally if repeat incidents are occurring but not getting reported this would be of similar concern. This target was set through qualitative and quantitative studies on the early implementation of the MARACs by the former Coordinated Action Against Domestic Abuse (CAADA, now called Safelives). They observed repeat rates of around 40% with some variance.
- 1.12 A lower than expected rate usually indicates that not all repeat victims are being identified and referred back to MARAC. All agencies should have the capacity to ‘flag

and tag' MARAC cases in order to identify any further incidents within a year of the last referral and re-refer the case to MARAC. A low repeat rate often indicates that these systems are not or only partially in place.

- 1.13 By the end of 2016/17 Barking and Dagenham had a repeat referral rate of 28% for the year and therefore fell at the lower end of the 28% to 40% range recommended by Safelives, which was good.
- 1.14 However, as at January 2018 the rate of repeat referrals to MARAC is 17.9%, an improvement since the last report but still outside of the recommended levels expected (see summary sheet in Appendix 1). The RAG Status for the indicator has therefore been marked as red.
- 1.15 Analysis has shown that there has been an overall decrease in referrals received by the MARAC in 2017/18 so far, particularly referrals from the Police.
- 1.16 The following actions are taking place to address the decrease in referrals:
 - 1) The decrease in Police referrals has been raised through the MARAC Chair who in turn has raised it internally within the Police.
 - 2) The MARAC chair, MARAC Coordinator and Domestic Abuse Commissioner are reviewing the use of the Police Recency, Frequency, Gravity data (RGF) to increase referrals for high harm cases to the MARAC.
 - 3) The Community Safety Partnership's Violence Against Women and Girls (VAWG) sub group will provide support to the MARAC and look at how it can mitigate blockages and focus resources where needed.

Areas of particular success

The number of calls to the police reporting ASB:

- 2.2 The 2017/18 year to date figure up to end of January 2018 is 5196 which is down 6.5% on the 5559 calls reported at the same point in the previous year. This indicates good progress to achieving the 2017/18 reduction target set.

Total Criminal Damage:

- 2.3 Using 2017/18 financial year to date figures to January 2018 (1497), we are reporting a 5.1% decrease in overall criminal damage offences when compared to the same point in the previous year (1578). This indicates good progress to achieving the 2017/18 reduction target set.

Indicators for monitoring

The Community Safety Partnership actively monitors the level of domestic abuse reported, as well as sexual violence and Hate crime. Currently these indicators are not RAG rated, as an increase in reporting can be seen as a willingness of victims to come forward. However, we still monitor increases and how we compare to our peers.

Domestic Abuse: 2174 offences reported, up 7.4% up 149 offences:

- 3.1 Using YTD figures (April 2017 to January 2018 (2174)) Barking and Dagenham shows an 7.4% increase up 149 offences when compared to the previous YTD figures (April 2016 to January 2017 (2025)). In comparison Domestic Abuse reported to Police across London is up by 5.6%. Barking and Dagenham has the highest rate of Domestic Abuse Offences per 1,000 population in London.

Sexual Violence: 397 offences, up 0.8 % (up 3 offences):

- 3.2 Using YTD figures (April 2017 to January 2018 (397)) Barking and Dagenham shows a 0.8% increase up 3 offences when compared to the previous year (April 2016 to January 2017 (394)). In comparison Sexual offences reported to Police across London is up by 12.1%.

Hate Crime: Overall Up (see breakdown below):

- 3.3 The latest data available in the public domain is up to December 2017. In Barking and Dagenham when comparing the latest Financial Year to Date figures to the same point last year: Anti-Semitic Hate Crime shows no change (1 crime in total), Disability Hate Crime is down 3 reports (-33.3%, 6 crimes in total), Faith Hate Crime is up 127% (up 14 for a total of 25 crimes), Islamophobic Hate Crimes are up 144% (up 13 crimes to 22 crimes in total), Racist and Religious Hate Crimes are up by 14.3% (up 37 tot a total of 295 crimes), Transgender Hate Crimes are down by 1 (-100%, to 0 crimes reported).
- 3.4 In comparison to total across London is: Anti-Semitic +2.4%, Disability -10.7%, Faith up 22.3%, Islamophobic up 41.4%, Racist and Religious up 2.2% and Transgender down 8.4%.